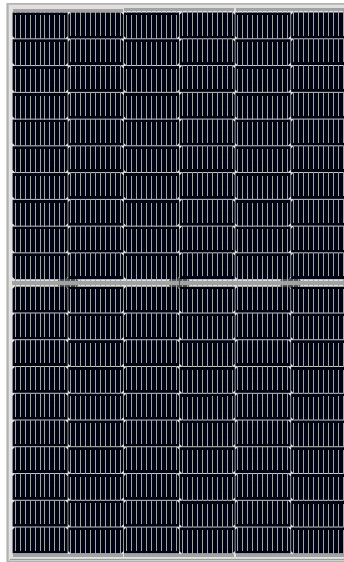
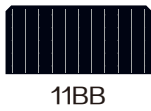


# JW-HD120N

N-type Bifacial High Efficiency Mono Silicon Half-Cell Double Glass Module

**445-470W**

Cell Type



**470W**

Maximum Power Output

**21.64%**

Maximum Module Efficiency

**0~+5W**

Power Output Tolerance



### Additional Power Generation Gain

At least 30-year product life, more than 10%- 30% additional power gain comparing with conventional module



### Better Weak Illumination Response

Wide spectral response, higher power output even under low-light settings like smog or cloudy days



### ZERO LID (Light Induced Degradation)

N-type solar cell has no LID naturally, can increase power generation



### Better Temperature Coefficient

Higher power generation under working conditions, thanks to passivating contact cell technology



### Lower LCOE

High bifaciality, high power output, saving BOS cost



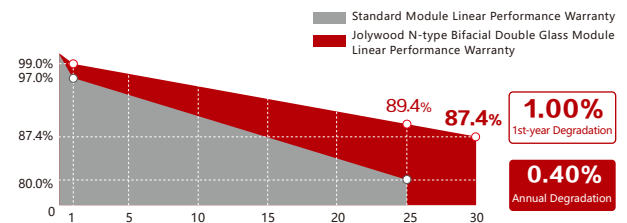
### Wider Applicability

BIPV, vertical installation, snowfield, high-humid area, windy and dusty area

## Jolywood Delivers Reliable Performance Over Time

- Leader of N-type bifacial technology
- Fully automatic facility and world-class technology
- Long term reliability tests passed
- 100% EL tests

## Linear Performance Warranty



12 Years Product Material & Workmanship 30 Years Linear Performance Warranty

## Additional Insurance Backed by Munich Re



# JW-HD120N Series

## N-type Bifacial High Efficiency Mono Silicon Half-Cell Double Glass Module

### Electrical Properties | STC\*

Testing Condition	Front Side	Front Side	Front Side	Front Side	Front Side	Front Side
Peak Power (Pmax) (W)	445	450	455	460	465	470
MPP Voltage (Vmp) (V)	34.5	34.7	34.9	35.1	35.3	35.5
MPP Current (Imp) (A)	12.90	12.97	13.04	13.11	13.18	13.24
Open Circuit Voltage (Voc) (V)	41.2	41.4	41.6	41.8	42.0	42.2
Short Circuit Current (Isc) (A)	13.68	13.75	13.82	13.89	13.96	14.02
Module Efficiency (%)	20.49	20.72	20.95	21.18	21.41	21.64

\*STC: Irradiance 1000 W/m<sup>2</sup>, Cell Temperature 25°C, AM1.5  
The data above is for reference only and the actual data is in accordance with the practical testing

### Electrical Properties | NOCT\*

Testing Condition	Front Side	Front Side	Front Side	Front Side	Front Side	Front Side
Peak Power (Pmax) (W)	337	340	344	348	352	356
MPP Voltage (Vmp) (V)	32.4	32.6	32.7	32.9	33.1	33.3
MPP Current (Imp) (A)	10.40	10.46	10.51	10.57	10.63	10.67
Open Circuit Voltage (Voc) (V)	39.4	39.6	39.8	40.0	40.1	40.3
Short Circuit Current (Isc) (A)	11.03	11.09	11.14	11.20	11.26	11.30

\*NOCT: Irradiance at 800 W/m<sup>2</sup>, Ambient Temperature 20°C, Wind Speed 1 m/s

### Operating Properties

Operating Temperature (°C)	-40°C~+85°C
Maximum System Voltage (V)	1500V (IEC)
Maximum Series Fuse Rating(A)	30
Power Tolerance	0~+5W
Bifaciality*	75%

\*Bifaciality=Pmaxrear (STC) /Pmaxfront (STC) , Bifaciality tolerance:±5%

### Temperature Coefficient

Temperature Coefficient of Pmax*	-0.320%/°C
Temperature Coefficient of Voc	-0.260%/°C
Temperature Coefficient of Isc	+0.046%/°C
Nominal Operating Cell Temperature (NOCT)	42±2°C

\*Temperature Coefficient of Pmax±0.03%/°C

### Mechanical Properties

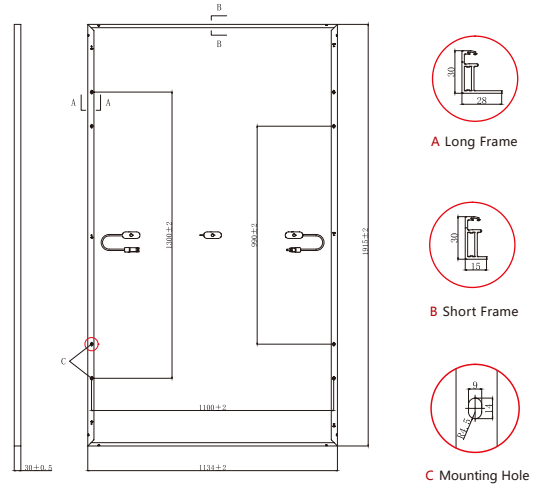
Cell Type	182.00mm*91.00mm
Number of Cells	120pcs(12*10)
Dimension	1915mm*1134mm*30mm
Weight	29.5kg
Front /Rear Glass*	2.0mm/2.0mm
Frame	Anodized Aluminium
Junction Box	IP68 (3 diodes)
Length of Cable*	4.0mm <sup>2</sup> , 300mm
Connector	MC4 Compatible

\*Heat strengthened glass  
\*Cable length can be customized

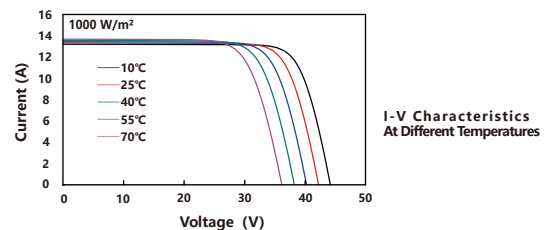
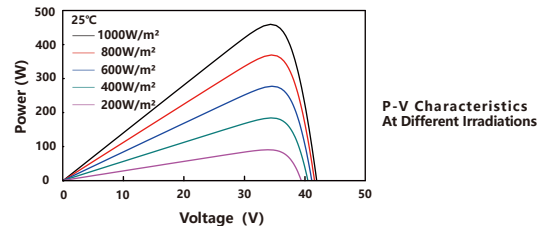
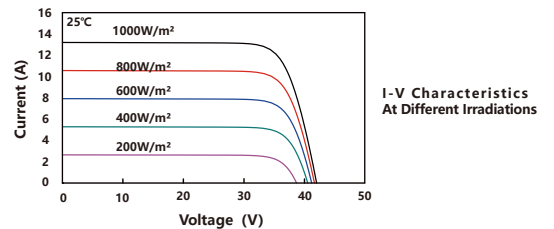
### With Different Power Generation Gain (regarding 460W as an example)

Power Gain (%)	Peak Power (Pmax) (W)	MPP Voltage (Vmp) (V)	MPP Current (Imp) (A)	Open Circuit Voltage (Voc) (V)	Short Circuit Current (Isc) (A)
10	497	35.1	14.15	41.8	14.99
15	515	35.1	14.66	41.8	15.54
20	534	35.1	15.18	41.8	16.08
25	552	35.2	15.70	41.9	16.63
30	570	35.2	16.22	41.9	17.18

### Engineering Drawing (unit: mm)



### Characteristic Curves | HD120N-460



### Packaging Configuration

Packing Type	20'GP	40'GP	40'HQ
Piece/Pallet		35	
Pallet/Container	5	12	24
Piece/Container	175	420	840

\*The specification and key features described in this datasheet may deviate slightly and are not guaranteed. Due to ongoing innovation, R&D enhancement, Jolywood (Taizhou) Solar Technology Co., Ltd. reserves the right to make any adjustment to the information described herein at any time without notice. Please always obtain the most recent version of the datasheet which shall be duly incorporated into the binding contract made by the parties governing all transactions related to the purchase and sale of the products described herein.



JOLYWOOD (TAIZHOU) SOLAR TECHNOLOGY CO.,LTD.

Add: No.6 Kaiyang Rd., Jiangyan Economic Development Zone, Taizhou, Jiangsu Province, China, 225500

TEL: +86 523 80612799 Email: mkt@jolywood.cn

DOC.#: TZ-MP-159 REV: B

Version 2021.03 ©Jolywood (Taizhou) Solar Technology Co., Ltd. All rights reserved

www.jolywood.cn

